

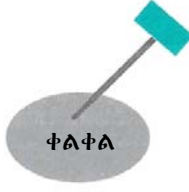


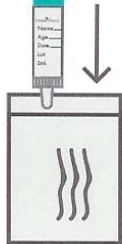



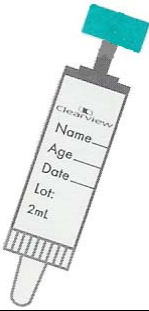



ብዙሐት ዝተፈላለዩ ናይ ሕክምና መርመራታት ዝተፈላለዩ ናይ ምቅርራባት ዓይነት ዘድልዮም ኣለው። ንኣብነት ኣብ ገሊኡ መርመራታት ምጻም ዘድሊ ክኸውን ከሎ ኣብ ገሊኡ ድማ ምጻም ኣየድልን እዩ። ብዛዕባ ነቲ እትገብር መርመራታት ዘድሊ ቅኑዕ ምቅርራባት ንምግባር ምስ ሓኪምካ ተዘራረብ ።

እካብ ናይ ቀልቀል መርኣያ

<p>ጸዕዳ ወረቐት ዘርግኡ። ኣብቲ ውሽጢ ጉድጓድ ሽቓቕ (ዓይኒ ምድሪ) ኣብ ልዕሊ እቲ ማይ ኣንብር።</p>	
<p>ቀጠልያ ውጻእ። እቲ ቀልቀል ኣብ ልዕሊ እቲ ወረቐት ይኸውን። ነቲ ቆጻል መኻደኒ ጥውይ ኣቢልካ ክፈቶ። ነቲ በትሪ ስሒብካ ኣውጽኣዮ።</p>	
<p>ቅድሚ እቲ ወረቐት ምጥሓሉን ቅድሚ እቲ ቀልቀል ነቲ ማይ ምትንካፉን ካብቲ ቀልቀል ንመርኣያ ውሰድ። በቲ በትሪ ጌርካ ካብቲ ቀልቀል ቁሩብ ሕንፍጥ ኣቢልካ ውሰድ።</p>	
<p>እቲ ጥልቅ ሕርፍፍ ዝበለ ቅርጺ ዘለዎ ጫፍ ናይቲ በትሪ ክፍል በቲ ንመርኣያ ዝውሰድ ቀልቀል ከምዝሸፈን ኣረጋግጽ።</p>	
<p>ነቲ በትሪ መሊሰካ ኣብቲ ጥርመዝ ኣእትዎ። ነቲ ቀጠልያ መኻደኒ ድማ ጥውይ ኣቢልካ ኣግጥሞ። መሊሰካ ኣይትክፈቶ። ነቲ ሽቓቕ ማይ ኣፍሰሰሉ። እቲ ጸዕዳ ወረቐት ነቲ ቱቦታት ናይ ምሕታም ጸገማት ኣይፈጥርን እዩ።</p>	
<p>ነቲ ጥርመዝን ነቲ ንሰነ ፍልጠታዊ ፊተነ ዘድሊ ነገርን ኣብቲ ፕላስቲክ ሻንጣ ኣእቲኻ ናብቲ ላባራቶሪ ምለሶ።</p>	

There are many different kinds of medical tests and they require different kinds of preparation. For example, some tests require fasting while other tests do not. Talk to your doctor about the test preparation that is right for you.

Stool Sample Collection

<p>Unfold white paper. Put inside toilet bowl on top of the water.</p>	
<p>Have a bowel movement. Stool will be on top of the paper. Twist and lift off the green cap. Pull out the stick.</p>	
<p>Take stool sample before paper falls and stool touches water. Scrape stool with the stick.</p>	
<p>Make sure the grooved part of the stick is covered with stool sample.</p>	
<p>Put stick back in bottle. Screw the green cap on tight. Do not reopen. Flush toilet. White paper will not harm plumbing.</p>	
<p>Put bottle and lab requisition in plastic bag and return to lab.</p>	